

Surface Sample Analysis Request

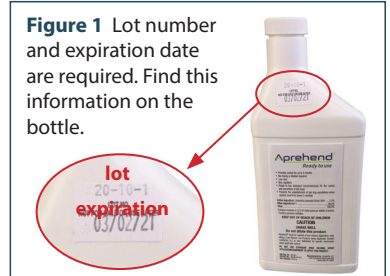
How to send samples of Aprehend applied on surfaces to verify active ingredient residual activity.

Do not send samples without prior authorization from ConidioTec.


Samples received without prior communication will be discarded.

This is a free service offered by ConidioTec and limited to 4 samples per request. Although we make every effort to produce results quickly, testing may take up to 2 weeks. Lot number is required for testing (Figure 1).

Please follow the instructions and provide all information requested on this form. ConidioTec reserves the right to decline testing if these directions are not followed or information is incomplete. Samples must arrive at ConidioTec within 3 days of sample collection. Send this completed form and samples via USPS Priority Mail, FedEx 2-Day, or UPS 2nd Day Air to: ConidioTec, 2440 Earlstown Road, Suite 600, Centre Hall, PA, 16828.




You will need: cotton swab, vegetable, sunflower, or canola oil. **DO NOT** use olive oil or blend oils.



Step 1) Remove cotton tip from one side of the swab.



Step 2) Dip the swab in oil.



Step 3) Use the oiled swab to remove Aprehend spore residue from a 2-inch-square area. Choose an area where you are certain Aprehend was applied.



Step 4) Place the swab in an unused zipper-seal bag.



Step 5) Label the bag with collection date, location, and surface type. Send to ConidioTec immediately.



Required Information

Company name _____

Contact name _____

Phone _____

Email _____

City, state, postal code _____

Aprehend lot# _____ Expiration date _____

Why are you requesting this test? Please describe the situation or circumstances that cause you to have concern about its efficacy.

Date of treatment _____ Date of sample collection _____

We will email your results as soon as they are available. If you would like to discuss the results, please contact Nina at 800-891-8610, ext. 0.